HF: 6AU6
ch. de freq.: ECH81
M.F. dét: EBF80
entrée BF: 6AU6
B.F finale: EL84
chauffage
antenne
phono
radio
450 pF
accord
terre
250 pF
150 pF
oscill.
1er Tr M.F.
2e Tr M.F.
masse châssis
C.A.V.
+H.T.
2.2 MΩ
4,5 MΩ
10.000 pF
prise phono
Timbre
50.000
1000 Ω
Tr de H.P.
H.P
32 µF 500V
2200 Ω
Indicateur visuel DC70
vers "alimentation"

Pour la clarté de ce schéma l'accord P.O./G.O sur cadre ferroxcube, n'a pas été représenté

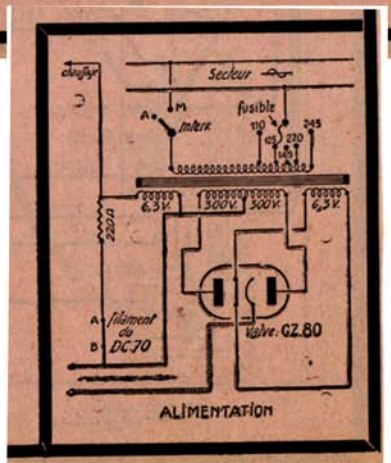

PYGMY STUDIO

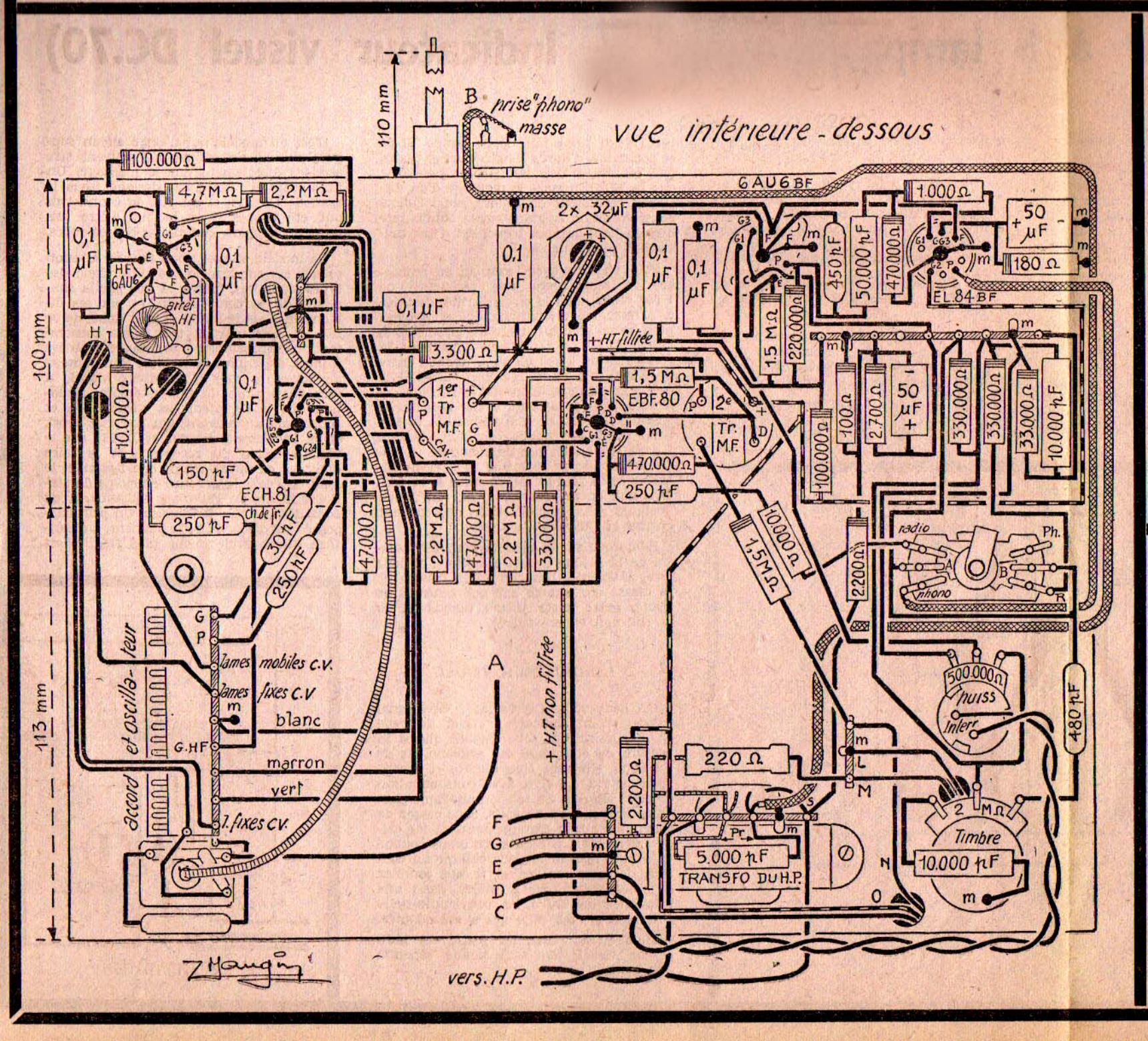
vue intérieure - dessous
110 mm
100 mm
113 mm
B
prise "phono" masse
6AU6BF
100.000Ω
4,7MΩ
2,2MΩ
0,1 µF
HF 6AU6
arret HF
0,1µF
3.300Ω
2× 32µF
+HT filtrée
1er Tr M.F.
1,5MΩ
EBF.80
2e Tr. M.F.
470.000Ω
250 pF
1.000Ω
50 µF
180 Ω
EL.84BF
450 pF
50.000 pF
470.000Ω
1.5 MΩ
220.000Ω
100.000Ω
100Ω
2.700Ω
50 µF
330.000Ω
330.000Ω
33.000Ω
10.000 pF
10.000Ω
150 pF
ECH.81
ch.de fr.
250 pF
30 pF
250 pF
47.000Ω
2.2MΩ
47.000Ω
2.2MΩ
33.000Ω
10.000Ω
1,5MΩ
2.200Ω
radio
Ph.
phono
500.000Ω
puiss
Interr
480 pF
lames mobiles c.v.
lames fixes c.v
blanc
marron
vert
l. fixes c.v.
accord et oscillateur
G.HF
A
+ H.T. non filtrée
220 Ω
2.200Ω
5.000 pF
TRANSFO DU H.P.
2 MΩ
Timbre
10.000 pF
F
G
E
D
C
vers. H.P.
Z Maugin

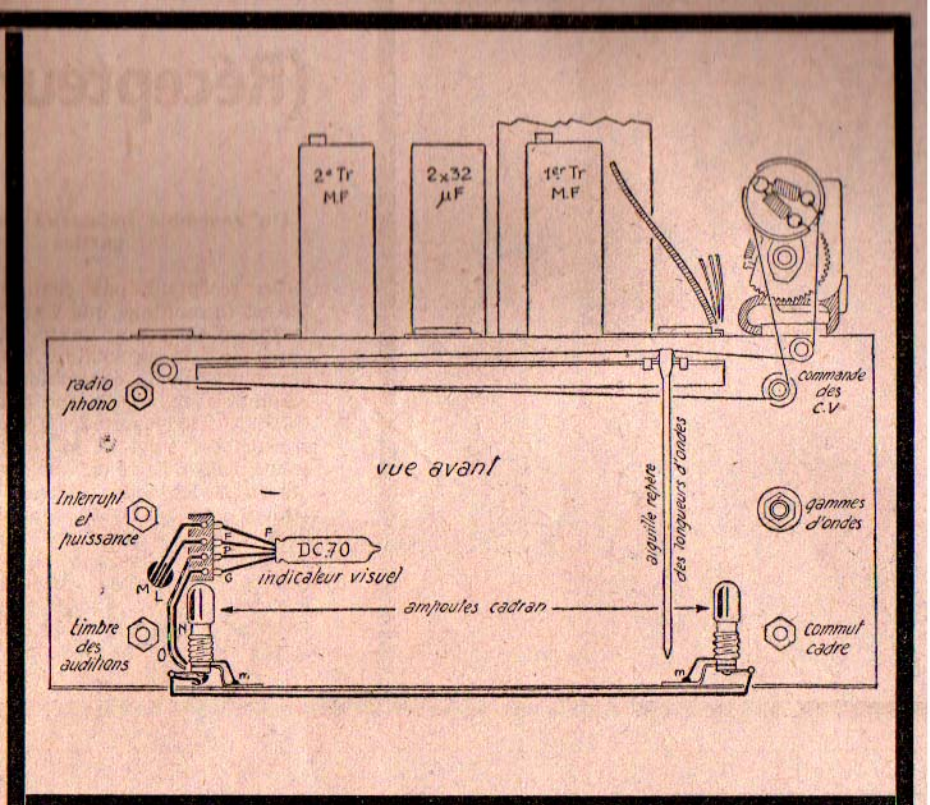

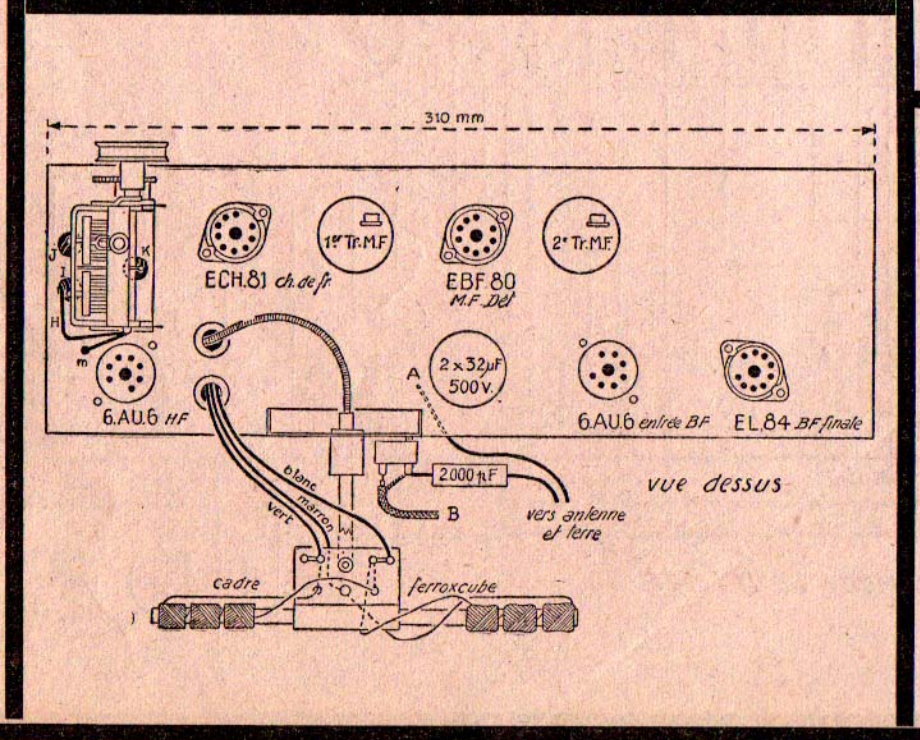

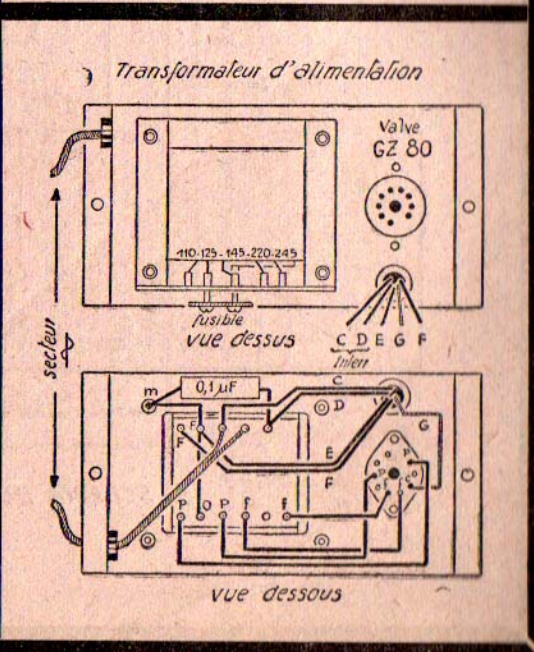

Imprimerie Centrale du Croissant, 19, rue du Croissant, Paris (2e)